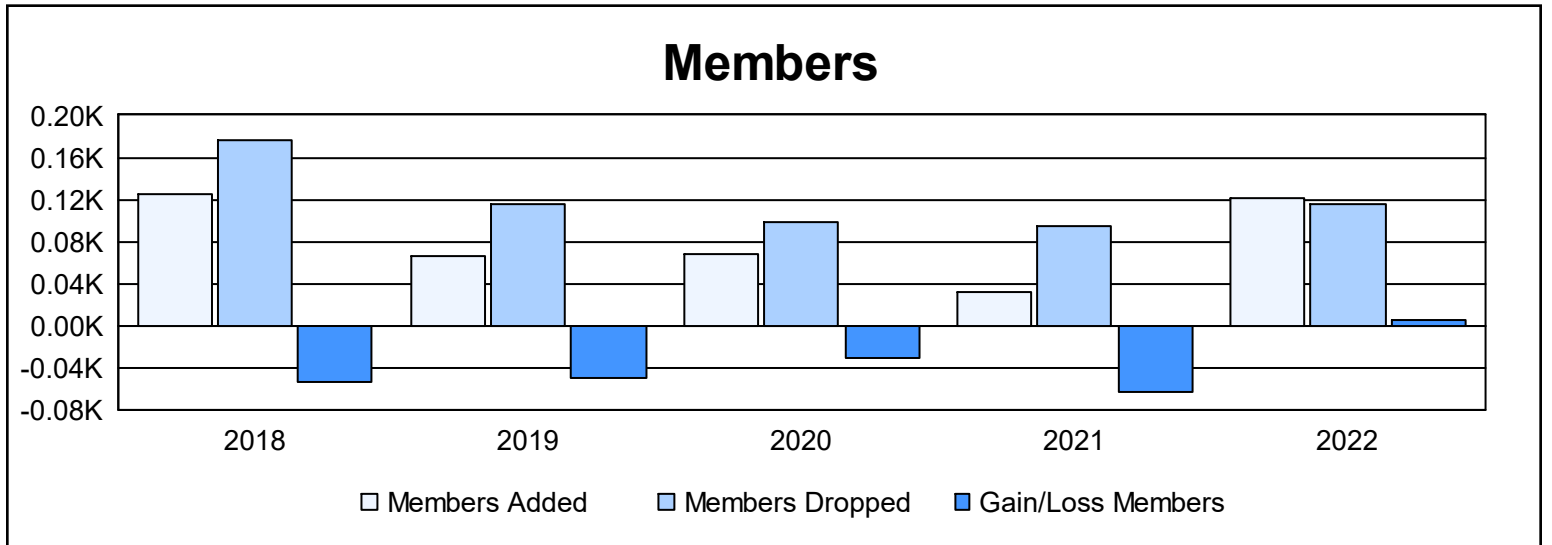
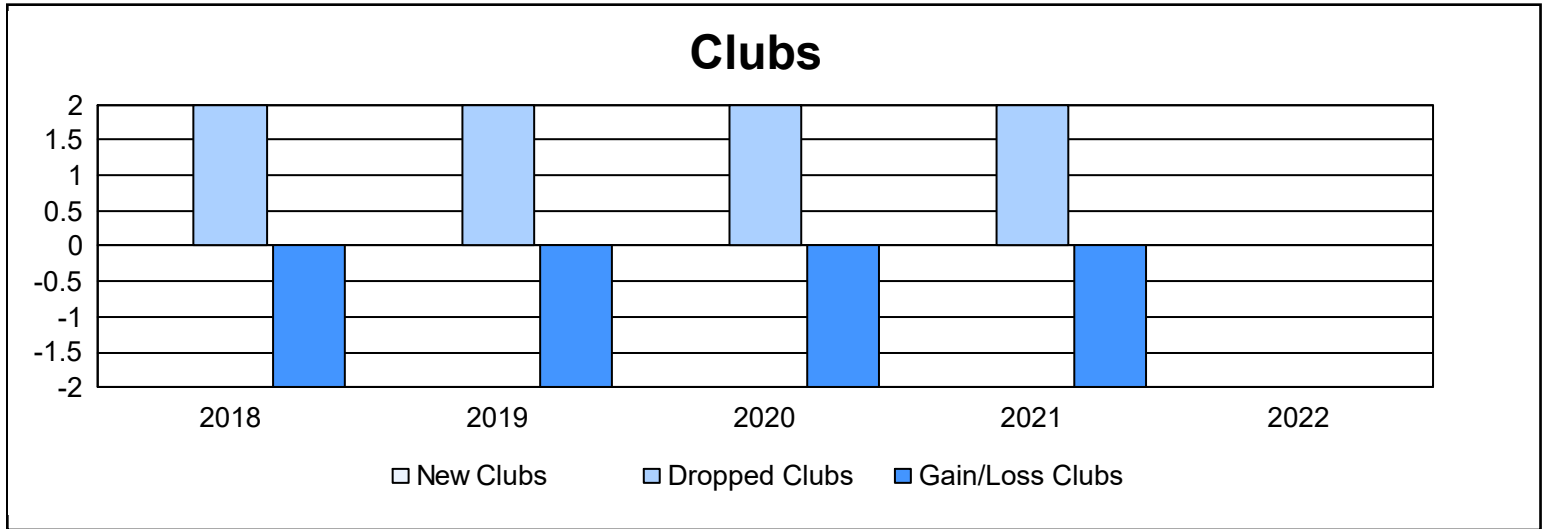
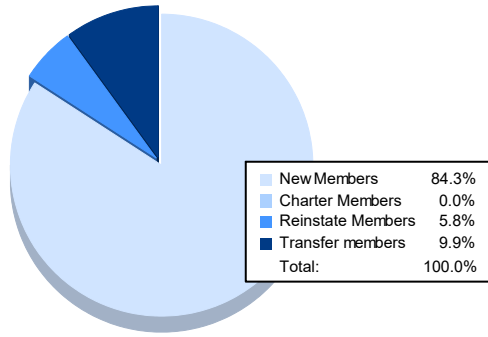


| Year | New Clubs | Dropped Clubs | Gain/ Loss Clubs | New Members | Charter Members | Reinstate Members | Transfer Members | Total Member Added | Total Members Dropped | Gain/ Loss Members |
|----------------|-----------|---------------|------------------|-------------|-----------------|-------------------|------------------|--------------------|-----------------------|--------------------|
| 2017-2018 | 0 | 2 | -2 | 91 | 3 | 3 | 27 | 124 | 177 | -53 |
| 2018-2019 | 0 | 2 | -2 | 57 | 0 | 3 | 6 | 66 | 115 | -49 |
| 2019-2020 | 0 | 2 | -2 | 49 | 1 | 4 | 13 | 67 | 98 | -31 |
| 2020-2021 | 0 | 2 | -2 | 29 | 1 | 1 | 0 | 31 | 95 | -64 |
| 2021-2022 | 0 | 0 | 0 | 102 | 0 | 7 | 12 | 121 | 116 | 5 |
| Average | 0 | 2 | -2 | 66 | 1 | 4 | 12 | 82 | 120 | -38 |



Membership Composition June 2022 Cumulative



Gender Composition June 2022 Cumulative

